

**Betreff:** Forgelec Electric Oven now available at Werkman Hoofcare

**Von:** Sales Werkman <sales@werkmanhoofcare.com>

**Datum:** 03.10.2023, 13:11

Dear Werkman dealer,

Herewith we would like to inform you about a new product which we added to our product range. The Forgelec Electric Forge.



HS: 2950,- €  
netto

From now on we are going to have this oven and the related spare parts in our product range. **The article code for ordering this electric oven is HG1060. Please contact us for more information on availability and delivery. You can also log into our web shop to have a look at this product.**

### **The Story of the Electric Forge**

Master blacksmith Ludovic Mathieu, an expert in his field, is well aware of the working conditions and drawbacks of using gas in his profession.

Experiencing these issues on a daily basis, Ludovic Mathieu came up with the idea of the electric forge as he returned from a long day's work at his workshop, compelled to quickly replenish his gas supply.

The introduction of gas forges in the 1980s made the farrier trade more mobile, but the challenges of the profession remained manifold:

- Extensive travel (800 to 1000 km per week) with a loaded vehicle;
- Often low rates (60 to 65 euros) that require a high work pace;

- Horses not always well-trained, leading to often unpredictable working conditions;
- The transport of hazardous materials: 2 gas bottles; in addition to the bulk, one needs to manage storage and replenishment.

**The use of gas forges has several disadvantages:**

- Extreme heat and noise generated by the gas forge;
- Air pollution and emissions of iron oxide fumes;
- Financial burden linked to the rising gas prices;
- Time loss in managing and replenishing the gas stock.

**The use of the electric forge brings you:**

- Energy independence: electrical consumption is customer's responsibility;
- Environmental respect: zero CO<sup>2</sup> emissions on-site;
- User comfort: health, safety, silence;
- Time and productivity gains: reduction or even elimination of gas requirements.

**FORGELEC improves your working conditions and ensures energy independence.**

1 gas bottle of 13 kg at €24 contains 180 kWh and allows for shoeing 40 horses, which amounts to €0.60/horse (4.5 kWh): annual cost = €1,170.

To heat 4 horseshoes, we use 2.8 kWh for 45 minutes, resulting in €0.25/horse (2.1 kWh): annual cost = €500, borne by the customer.

|                             | <b>GAS</b>          | <b>ELECTRICITY</b> |
|-----------------------------|---------------------|--------------------|
| Price per kWh               | €0.13               | €0.12              |
| kWh per horse               | 4.5                 | 2.1                |
| Cost                        | €0.585              | €0.25              |
| Annual cost (2000 shoeings) | €1,170.00 excl. VAT | €500 excl. VAT     |

**Ps: Information on the prices is taken from the official website of Forgelec. It may differ from country to country.**

Thank you in advance,

Best regards,  
Met vriendelijke groet,  
Mit freundlichen Grüsse,


Werkman Sales Team

—Werkman\_electricity03\_dealers.png

---



**NOW AVAILABLE  
AT WERKMAN HOOF CARE**



*Curly Style*




# FORGELEC

## ELECTRIC FORGE HG1060

### SPECIFICATIONS


- LIGHT FIBRE INSULATION TO ALLOW RAPID RISE IN TEMPERATURE AND ENERGY SAVINGS
- PROTECTED INTERNALLY BY REFRACTORY ALLOY
- DETACHABLE HEATING BLOCK
- ELECTRICAL AND THERMAL SAFETY MECHANISMS
- ELECTRICAL MACHINE COMPLYING WITH EC STANDARDS AND EU REGULATIONS




INSTALL FORGE **ON LEVEL SURFACE**  
WITH THE CORNER PLATES

### RECOMMENDED WORKING METHOD

**1** PREHEAT BEFORE TRIMMING  
TEMPERATURE: 960°C  
PREHEAT TIME: 10 MINUTES



**2** HEAT HORSESHOES DURING TRIMMING  
TIME: 15 MINUTES

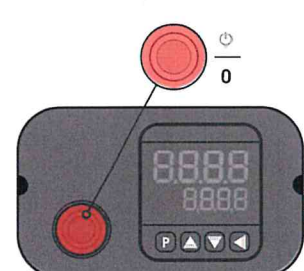


**3** READY TO FORGE!



### RECOMMENDED METHOD AFTER WORKING

**4** PLEASE SWITCH POWER BUTTON OFF AFTER YOUR JOB IS DONE



**5** LET FORGE COOL DOWN BEFORE DRIVING TO NEXT CLIENT  
TIME: 15 MINUTES

**!** MAKE SURE THERE ARE NO HORSESHOES INSIDE



TEMPERATURE SETTINGS AND INDICATED WAY OF WORKING ARE CONDUCTIVE TO THE LIFESPAN OF THE ELECTRIC FORGE




# FORGELEC

## ELECTRIC FORGE HG1060


F1 MODEL - 2800 W



**CLOSED DIMENSIONS**  
380mm x 360mm x 360mm



**OPENED DIMENSIONS**  
465mm x 360mm x 360mm



**INTERNAL DIMENSIONS**  
70mm x 200mm x 220mm



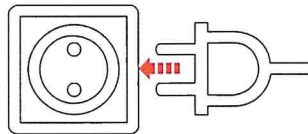
**HORSESHOES SIZES**  
6x0 - 6

### 1 PLUG IN THE CONNECTOR



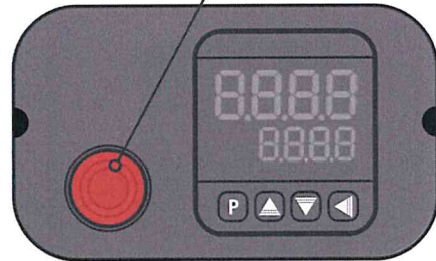
#### F1 MODEL - 2800 W

PLEASE MAKE SURE YOUR POWER CABLE IS COMPLETELY ROLLED OUT!



230V

### 2 SWITCH THE POWER BUTTON ON

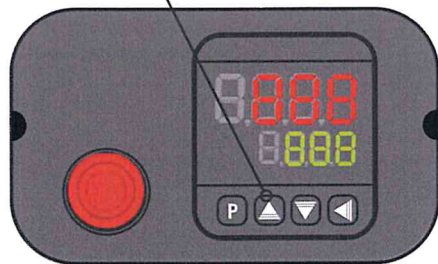


### 3 PRESS TO SET TEMPERATURE



PRESS =  $\uparrow$  1°C

PRESS + HOLD = FAST UP



RECOMMENDED TEMPERATURE: 960°C



INDICATES TEMPERATURE

INDICATES SET TEMPERATURE



= TEMPERATURE UP  $\uparrow$



= TEMPERATURE DOWN  $\downarrow$